




Introducing your students to Xello 6-12

Scope and sequence documentation to get your middle and high school students started on the right foot





Say hello to Xello!

Xello is software that helps students in grades 6–12 create their very own, unique roadmap for future success—enabling them to discover their own personalized pathway through self-knowledge, exploration and planning.


Build Self-Knowledge



Explore Options



Create a Plan



Learn & Reassess



To encourage continuous learning and reassessment, Xello includes age-appropriate content with grade-specific lessons. Lessons cover six core themes: **Self-knowledge**, **Learning Pathways**, **Career Exploration**, **Decision Making & Goal Setting**, **Success Skills**, and **Real World Readiness**. Each addresses the academic and real-world skills relevant for grades 6–12 to help make students ready for a constantly changing world.

Lessons are interactive, fully digital and turn-key.










By automatically bringing in students' own saved careers, schools, and interests, Xello provides a completely personalized, seamless and relevant learning experience. You can easily integrate lessons into your curriculum, providing students with a self-directed and engaging way to meet your learning goals and help students make more meaningful decisions about their future.

In this document you'll find a recommended grade-by-grade sequence for the lessons available in Xello, details about what students need to do before starting each lesson, and an overview of what your students will learn in each one. We've also suggested additional activities students can complete in Xello at each grade.

A few notes:

- ✓ Activities in this document, and their sequence, are recommendations. Feel free to customize the activities and lesson sequence to meet your needs.
- ✓ Lesson lengths outlined in this document are approximations—students may take more or less time to complete a lesson.
- ✓ More details about lessons in Xello, including how students work with lessons, and how you can review and report on lessons can be found in the **Support** section of Xello educator accounts and at <https://help.xello.world>.





6th Grade

LESSON	BEFORE BEGINNING...	STUDENTS WILL...
Interests  20 to 30 minute	 Add at least 5 interests  Save 3 careers	<ul style="list-style-type: none"> • Reflect on a few of the interests they've saved in Xello's interest inventory • Explore the link between interests and various careers • Investigate how their interests match up with a career they like
School Subjects at Work  20 to 30 minutes	 Save 3 careers	<ul style="list-style-type: none"> • Explore how people in a variety of careers apply different school subjects on the job • Investigate how people in various careers use a school subject they like on the job • Explore the school subjects related to careers they like
Decision Making  20 to 30 minutes	 Students can dive right in!	<ul style="list-style-type: none"> • Explore the importance of making informed decisions, and using the information they have to make the best decisions at the time • Learn about the importance of considering the consequences of potential decisions • Reflect on an important decision they've recently made
Time Management  20 to 30 minutes	 Save 3 careers	<ul style="list-style-type: none"> • Explain why time management is important in school and on the job • Create a time budget to assess how they currently manage their time • Explore ways to improve their time management skills



Suggested activities












ABOUT ME

-  Upload a profile picture and cover photo
-  Add hobbies and interests to **Interests**
-  Explore **Career Clusters** and save ones of interest
-  Save personal work or relevant files to their **Storyboard**

EXPLORE OPTIONS

-  Explore careers and use filters to refine results based on specific school subjects
-  Research some career profiles and save ones of interest



7th Grade

LESSON	BEFORE BEGINNING...	STUDENTS WILL...
Explore Learning Styles  30 to 40 minutes	 Complete the Learning Style quiz  Save 3 careers	<ul style="list-style-type: none"> Investigate visual, auditory, and tactile learning styles Explore how understanding their own learning style can help them in school and in their career
Discover Learning Pathways  30 to 40 minutes	 Save 3 careers	<ul style="list-style-type: none"> Investigate their postsecondary pathway options Explore the postsecondary pathways to various careers Evaluate pathways to a career that interests them
Biases and Career Choices  20 to 30 minutes	 Students can dive right in!	<ul style="list-style-type: none"> Identify biases of gender, ethnicity, ability, and class in the workplace Explore how biases can influence career choices
Jobs and Employers  20 to 30 minutes	 Save 3 careers	<ul style="list-style-type: none"> Explore ways to find employment (e.g. job boards, networking, etc.) Reflect on the advantages and disadvantages to various work search strategies Research potential employers in their community


Suggested activities






ABOUT ME

-  Complete the **Learning Style** quiz
-  Identify areas of expertise and add skills in **Skills**










EXPLORE OPTIONS

-  Try out the filters and see how changing filters impacts results


EXPLORE OPTIONS *(continued)*

-  Select a career profile and read interviews with real people currently in that career
-  Select a few career profiles, save ones they might be interested in, and record their feelings about them
-  Check out the profiles for schools of interest




8th Grade

LESSON	BEFORE BEGINNING...	STUDENTS WILL...
Skills  30 to 40 minutes	 Save 3 careers	<ul style="list-style-type: none"> • Explore how school, extracurricular, and leisure activities help build skills • Identify skills needed for a variety of occupations • Investigate career options related to their own skills
Explore Career Matches  30 to 40 minutes	 Complete the <i>Matchmaker</i> quiz  Save 3 careers	<ul style="list-style-type: none"> • Investigate central, secondary, and other aspects of the career match assessment, and how they relate to careers • Reflect on their own career assessment results • Explore the aspects of a career that interests them
Transition to High School  20 to 30 minutes	 Save at least 5 interests	<ul style="list-style-type: none"> • Explore ways to make their transition to high school easier and more successful • Identify questions and concerns they might have about transitioning to high school • Explore clubs, activities, and other resources to help handle the transition to high school • Develop strategies to deal with transitions
Self-Advocacy  20 to 30 minutes	 Students can dive right in!	<ul style="list-style-type: none"> • Identify situations where they may need or want to advocate for themselves or others • Explore effective advocacy skills and behaviors, such as leadership, confidence, and communication • Explore ways they can advocate for themselves in school, the community, at home, and in a career


Suggested activities






ABOUT ME

-  Complete the *Matchmaker* quiz
-  Update *Skills*, Interests and *Storyboard*
-  Add life and education experiences to the *Experiences Timeline*





GOALS & PLANS

-  Begin a four-year high school course plan

EXPLORE OPTIONS

-  Choose career profiles of interest and find out why certain options may be a better fit than others by reviewing *Matchmaker* answers
-  Focus on the education section in a career profile and explore schools offering related training
-  Choose a career profile and save it, record feelings about saved careers, and further investigate these options.

9th Grade

LESSON	BEFORE BEGINNING...	STUDENTS WILL...
Personality Styles  30 to 40 minutes	<ul style="list-style-type: none"> ✓ Complete the Personality Styles quiz ✓ Save 3 careers 	<ul style="list-style-type: none"> • Investigate Personality Styles • Explore how their own personality style can help them at home, school, work, and other areas of their life
Exploring Career Factors  30 to 40 minutes	<ul style="list-style-type: none"> ✓ Save 3 careers 	<ul style="list-style-type: none"> • Investigate Important Factors: work/life balance, money, making a difference, education, interests, growth • Assess which of these 6 core factors are important to them when making a career decision, and why • Prioritize the 6 core factors that influence their career decisions
Getting Experience  20 to 30 minutes	<ul style="list-style-type: none"> ✓ Save 3 careers ✓ Add 3 experiences to the Experiences Timeline 	<ul style="list-style-type: none"> • Explore different ways to get work experience now • Identify several ways to get experience while still in school: community service / volunteerism, co-op programs, part-time job, internships, etc. • Assess which type of experience is best suited for their career interests and goals
Study Skills and Habits  30 to 40 minutes	<ul style="list-style-type: none"> ✓ Students can dive right in! 	<ul style="list-style-type: none"> • Identify skills, habits, and behaviors they need to learn successfully in high school • Explore potential obstacles to success in school, such as lack of motivation, distractions, and lapses in self-confidence • Plan how to develop positive study habits and behaviors

Suggested activities



ABOUT ME

- ✓ Update avatar and cover photos
- ✓ Complete the **Personality Styles** quiz
- ✓ Save interesting and helpful resources to help bring plans to life in **Storyboard**









GOALS & PLANS

- ✓ Create one or more plans


EXPLORE OPTIONS

- ✓ Choose a career profile, save it and rate the **Important Factors** for that career
- ✓ Start to explore majors, see which programs are available at schools of interest





10th Grade

LESSON	BEFORE BEGINNING...	STUDENTS WILL...
Work Values  30 to 40 minutes	 Save 3 careers	<ul style="list-style-type: none"> Consider what work values are Explore their own work values Investigate careers that may be satisfying based on their values
Careers and Lifestyle Costs  40 to 50 minutes	 Save 3 careers	<ul style="list-style-type: none"> Identify some of their most important lifestyle goals Assess whether or not they can achieve lifestyle goals in a career that interests them
Workplace Skills and Attitudes  20 to 30 minutes	 Students can dive right in!	<ul style="list-style-type: none"> Explore skills and behaviors that employers look for, such as time management, dependability, good attitude, communication skills, problem solving, etc. Explain why these skills and behaviors are important to various careers and how they manifest on the job Assess their own employability skills
Program Prospects  30 to 40 minutes	 Save 3 majors	<ul style="list-style-type: none"> Distinguish between different types of postsecondary programs, such as apprenticeships and degree programs Explore career options related to different types of programs Evaluate their program options in terms of their strengths, academic interests, and career interests





Suggested activities











ABOUT ME

-  Complete *Matchmaker Mission Complete* questions
-  Add volunteer experiences to the *Experiences Timeline*
-  Complete *Skills Lab* questions
-  Create a professional resume using *Resume Builder*


EXPLORE OPTIONS

-  Choose career profiles of interest and then look through the *Earnings* and *Sample Career Path* sections of those profiles
-  Review saved careers, update list and further investigate preferred careers
-  Explore schools and majors, experiment with the filters to see how different factors affect the options
-  Save schools and majors of interest



11th Grade

LESSON	BEFORE BEGINNING...	STUDENTS WILL...
Choosing a College  40 to 50 minutes	 Save 3 schools	<ul style="list-style-type: none"> Identify which factors are important to them in a potential postsecondary school Investigate how a college or university stacks up to their priorities
Career Demand  40 to 50 minutes	 Save 3 careers	<ul style="list-style-type: none"> Learn about career projections and outlooks Analyze factors that impact career demand, such as changes in technology, demographics, business practices, consumer preferences, and workplace restructuring Explore how their career plans may be shaped based on the demand for a career that interests them
Entrepreneurial Skills  20 to 30 minutes	 Save 3 careers	<ul style="list-style-type: none"> Identify the skills and characteristics that make entrepreneurs successful Investigate paths to becoming an entrepreneur (including starting your own business, buying a franchise and others) Explore the benefits and challenges of becoming an entrepreneur Investigate ways to apply entrepreneurial skills within a career that interests them
Work/Life Balance  30 to 40 minutes	 Save 3 careers	<ul style="list-style-type: none"> Assess how their current work (school) demands affect family life, free time, etc. Identify the work demands of a career of interest, and explore strategies for maintaining a healthy life-work balance now and in the future


Suggested activities




ABOUT ME




-  Add part-time and/or summer job experiences to *Experiences Timeline*
-  Explore educator-provided links and resources for financial aid

EXPLORE OPTIONS










-  Select school profiles that are of interest and further explore academic options by looking at admission requirements for those schools and majors

-  Review saved schools and majors, update list based on new experiences or insights

GOALS & PLANS

-  Update and edit plans in *My Plans*—delete any plans that may no longer be relevant
-  Explore the *College Planning Knowledge Hub* for key information that supports the college-bound journey
-  Browse *Local Scholarships* for valuable postsecondary financial aid opportunities

12th Grade

LESSON	BEFORE BEGINNING...	STUDENTS WILL...
Defining Success  20 to 30 minutes	 Save 3 careers	<ul style="list-style-type: none"> • Explore what success means to them in various aspects of life including in their personal life, school, and career • Explore ways they can make a difference and achieve success in a career that interests them
Career Backup Plans  30 to 40 minutes	 Save 3 careers	<ul style="list-style-type: none"> • Learn the importance of career backup plans • Investigate strategies for dealing with obstacles that may come up in their career path • Explore potential backup careers for themselves
Job Interviews  20 to 30 minutes	 Save 3 careers	<ul style="list-style-type: none"> • Explore ways to prepare for a job interview • Describe their own abilities and qualifications in the context of an interview • Investigate job interview questions in the context of a career that interests them • Explore appropriate post-interview behaviors and actions
Career Path Choices  30 to 40 minutes	 Add 5 interests  Save 3 careers	<ul style="list-style-type: none"> • Understand that career development is a process of constant change • Understand that flexibility and adaptability can help them continually explore their career options • Understand how re-evaluating their interests, skills, etc. can identify the need or desire for a career change




Suggested activities




ABOUT ME

-  Review content and make any updates


GOALS & PLANS

-  Identify a plan or plans to put into action and delete any plans that might be outdated
-  Select schools and majors and begin application process
-  Review *Local Scholarships* and begin application process

EXPLORE OPTIONS

-  Conduct a final exploration of schools and majors of interest—become familiar with campus locations, culture and application requirements

DASHBOARD

-  Explore educator-provided links and resources for financial aid

Ongoing Activities

Explore Options

Students are encouraged to browse, filter and research to learn more about the range of career, school and education programs available. The more exposure, the better!

Building About Me

Good career decisions start with strong self-knowledge. With regular updates to the **Experiences**, **Skills** and **Interests** sections of **About Me**, students create a fuller picture of who they are.

Course Planning

The best course planning is done over time, in the context of career exploration and planning. Course plans can be modified and updated on an ongoing basis. Of course, annual course selection is a regular event for all students throughout the high school years.

Lessons and Assignments

Educators can activate new lessons and assignments for students at any time. Students are encouraged to log in regularly to stay on top of their assigned projects.

Curate Saved Options

Review, reflect, and update saved options over time to keep pace with new learnings and evolving preferences. An up-to-date list of saved options is a great foundation for students' future planning.

Storyboard

Students can add content to their personal **Storyboard** at any time. Ongoing, organic building of content allows students to create a rich archive of resources they value and develop a library of their proudest or most relevant accomplishments from each grade.

Building Plans

Students are encouraged to regularly create new plans, edit existing plans, and delete the plans that no longer inspire them. Over time, they can both strengthen and gain confidence in their ability to plan for their future.

Update Resume

Students take the work they've already done in Xello, including skills, interests, and experiences, and quickly turn it into a professional resume, which they can download and share.

